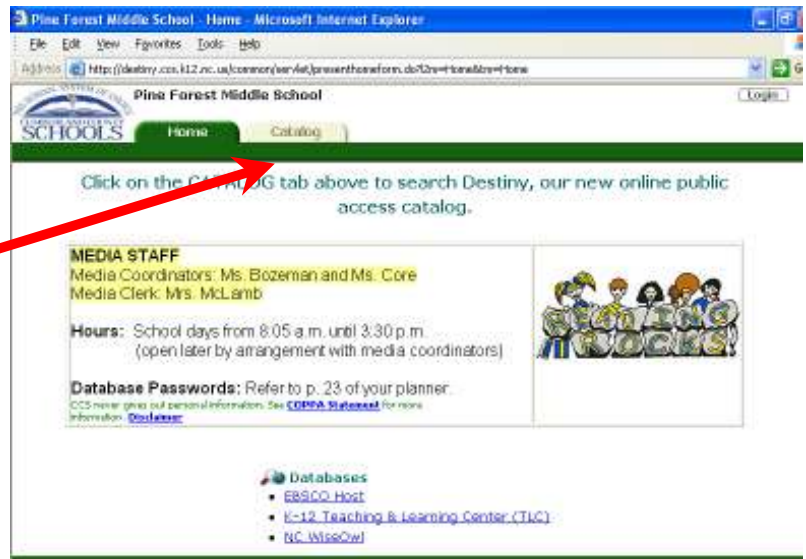


Using State Standards on Destiny

Click the **Catalog** tab at the top of the page



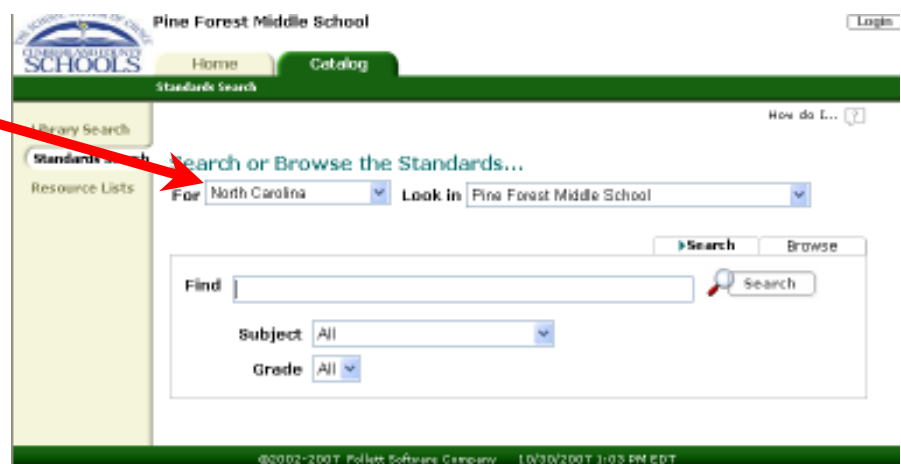
Click on Standards Search button on the left side of the screen.



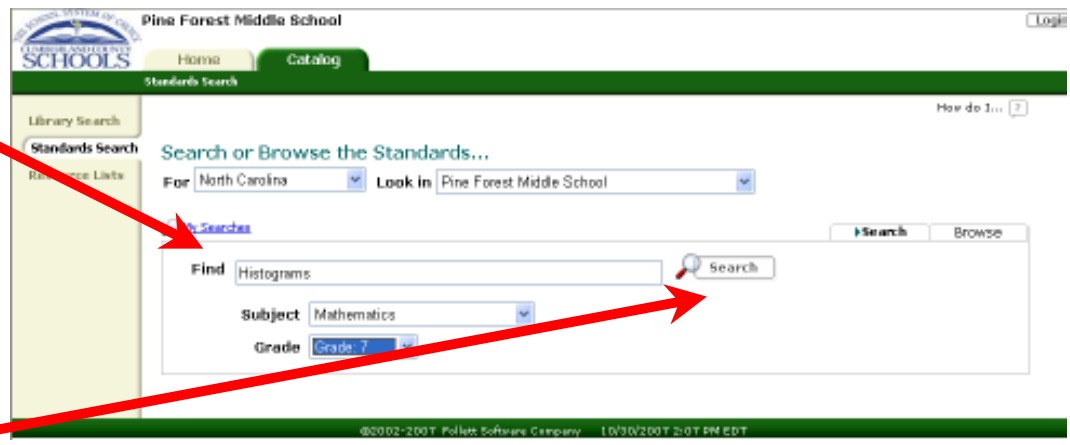
The screen will change to show reading level and point value.

Drop down and select "North Carolina"

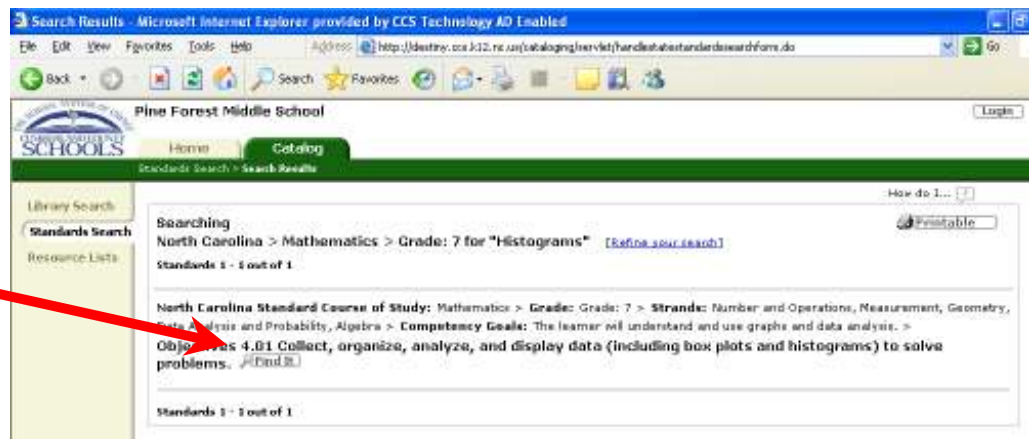
You have two choices:
You may click the **Browse** tab to look at all subject areas (instructions below).
You could also use the **Search** tab for a specific objective, ex. "Prime factorization," "Histograms," or "literary genres."



Enter the specific objective you want. In this example, we will search for Histograms. Select the subject and grade you want. Click Search.



Click **Find It**



Hint: If there are no web sites available (as in this example), click the **Titles** tab in the upper right-hand corner to see the books we have in the library to support this objective!

Searching in Pine Forest Middle School [\[Refine your search\]](#)

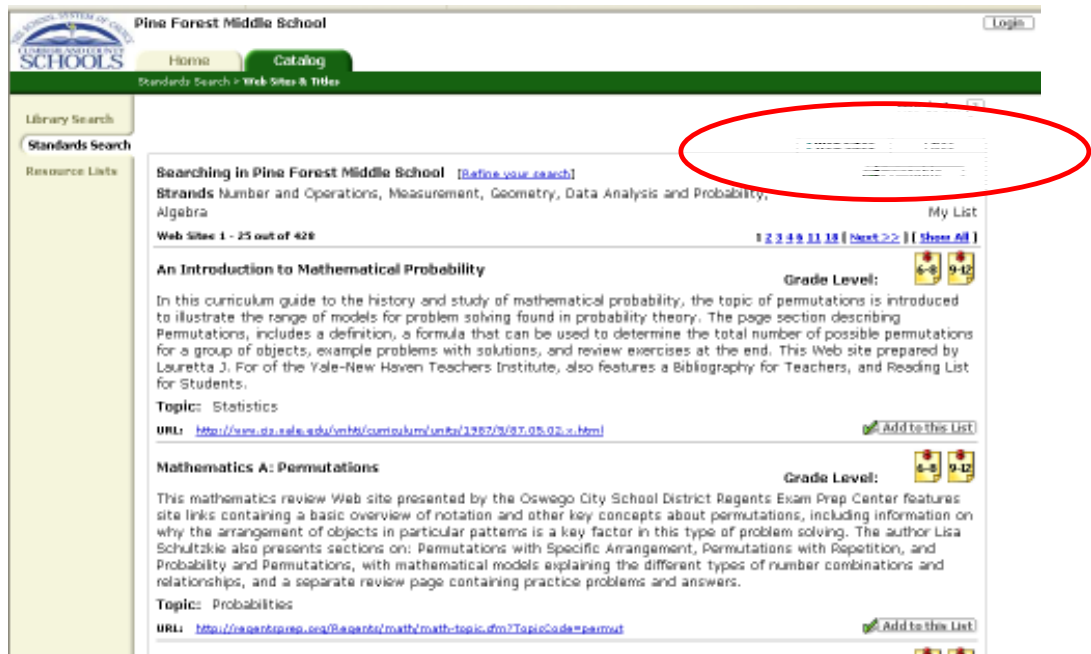
Objectives 4.01 Collect, organize, analyze, and display data (including box plots and histograms) to solve problems.

No Web sites are currently aligned with this standard.

If Browsing to find an objective:

- Click Browse.
- Click the subject you want.
- Click the grade you want.
- Click the **Find It** button.

Hints: There are two tabs on this page: **Web sites** and **Titles**. If you want appropriate web sites, check the grade level on the right side of the screen before traveling the link. Also notice there is a button towards the upper right-hand corner.



We hope you enjoy using this wonderful tool! If you have any questions, please feel free to contact the staff at your school library!